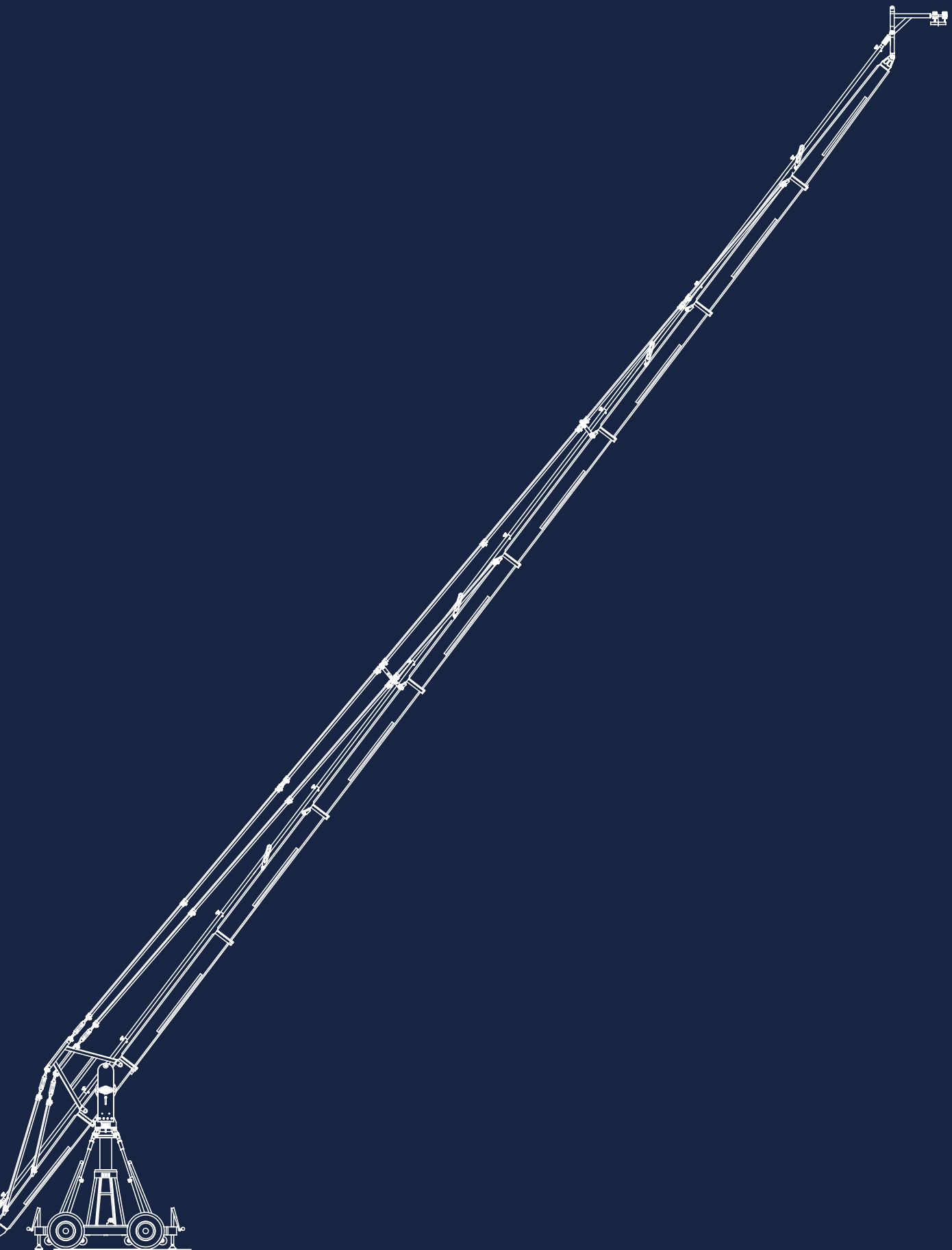


// GF-16



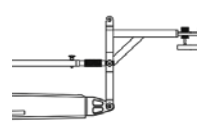
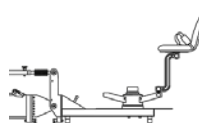
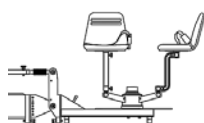
// GF-16



The GF-16 Crane System is the ultimate in »big« modular, rideable and remote cranes. It satisfies the demands of the crane operator when it comes to safety, transport, ease of assembly and in-shot stability as well as giving the DOP an amazing range of choice to create that dream shot.

FEATURES

- Ultra modular design
- Easy rigging assembly
- Fast and logical set-up
- Extremely stable arm
- Over / underslung remote bracket
- 2-part counterweight bucket
- Height adjustable mounting column
- Base dolly with double ended steering
- Operates on 100 cm / 39" track
- Surface hardened finish (Hart-Coat®)
- Fits on 2 dedicated transport trolleys
- TÜV Certified and Safety Type Tested



	Platform – 2 persons	Platform – 1 person	Remote – 80 kg / 176 lbs	60 kg / 132 lbs
GF-16	8.9 m / 29'	11.3 m / 37'	14.5 m / 47' 7"	15.3 m / 50' 2"

MORE FEATURES



GF-16000 GF-16 Base Dolly with double ended steering



GF-16199 Set of transport trolleys for GF-16 Crane (2 units)



Height adjustable mounting column

ACCESSORIES



GF-16310 Levelling leg set for GF-16
(4 pcs.)



GF-16320 Track wheel set plastic
(4 pcs.)



GF-16001 Base Dolly push bar



GF-16330 Utensil shelf for Mounting Column

GF-16 ON SET



